


Build to Rent: Hedge appeal?



Mike Adefuye
Senior Research Manager, Alternatives

Key takeaways

- To offer inflation protection, real estate sectors must be supported by robust occupier demand that allow for rents and income to grow further
- In this regard, we believe Build to Rent (BtR) is one of the better placed sectors to provide an inflation hedge
- The basic need for housing means that occupier demand is relatively stable and resilient to an economic downturn
- Historically, residential rents have outpaced inflation over the long term, contrasting with commercial rents which, broadly, have not
- While higher wage costs may impact residential asset performance, rental growth is implicitly linked to wage growth, thus potentially offsetting some of this effect
- The current energy supply shock may boost occupier demand for more energy efficient BtR homes



Inflation protection stems from strong fundamentals

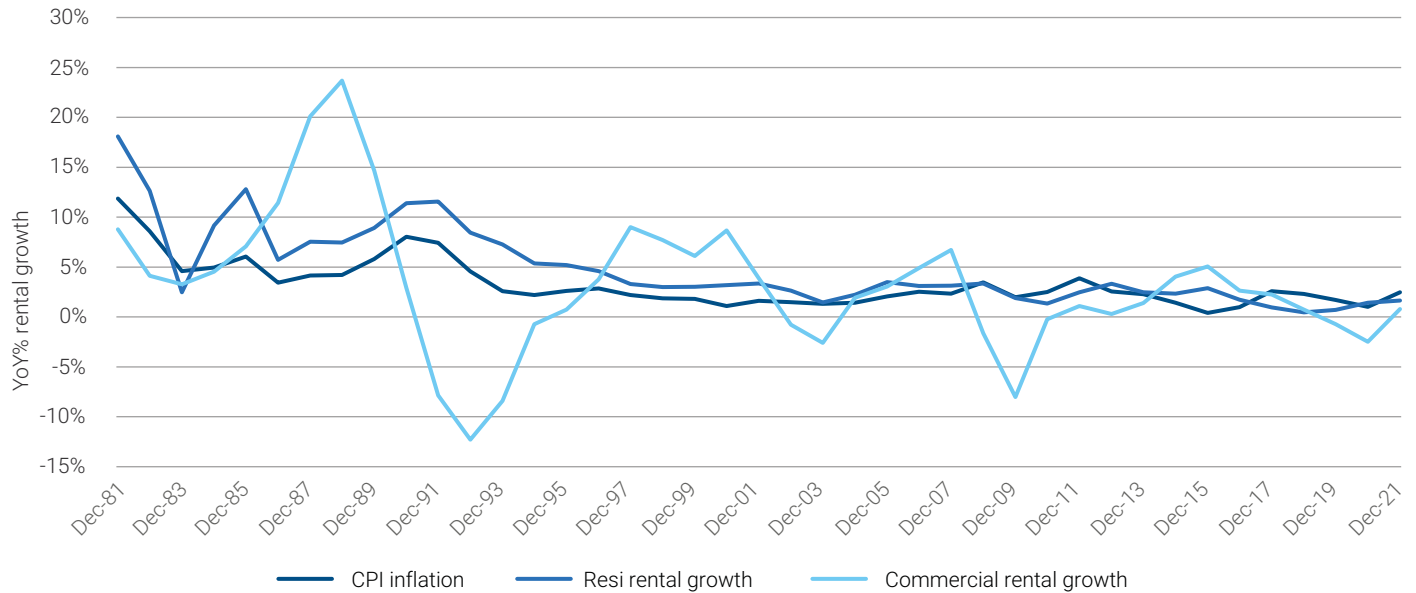
Supply side disruptions, rising energy costs and the war in Ukraine have underlined inflation concerns for institutional investors. Real estate’s inflation hedging characteristics are mixed, with inflation protection dependent on the type of inflation and specific real estate sector.

Rising inflation due to strong economic growth (demand-pull), should encourage stronger occupational demand for real estate, resulting in better rental growth, income and asset performance. However, where inflation is being driven by rising costs (cost-push), as is currently being experienced in the UK and Europe, this does not necessarily translate into stronger occupier demand, as rising costs for occupiers potentially limit their ability to absorb higher rents.

For real estate to offer suitable inflation protection, sectors need to be supported by favourable market fundamentals such as growing occupier demand, the asset owner’s ability to pass on higher running costs to occupiers and an environment where the asset is integral to either business activity or human need.

We believe residential assets in the BtR sector display these characteristics and are well-placed to provide a meaningful inflation hedge.

Residential rents: the calm in an inflation storm?



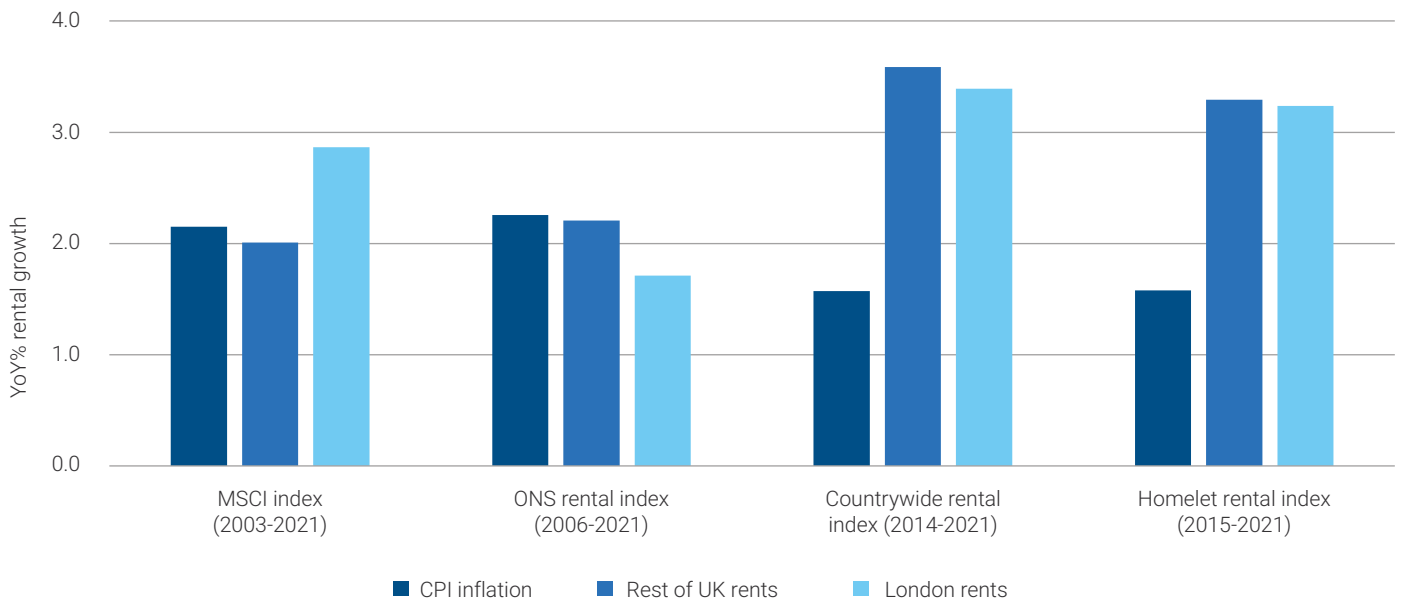
Source: OECD & MSCI UK Property Annual Index as at May 2022.



Residential rents: outperforming inflation over the long term

Historically, residential rents have tracked inflation trends closely and, over the long term, outpaced inflation. This contrasts with commercial real estate sectors where rental performance is more closely linked to the swings vagaries of the economic cycle. Additionally, rental leases in the residential sector are typically short in duration, providing asset owners with more flexibility for near-term adjustment of rents, to reflect potential price rises in the wider economy.

Residential resilience in the face of rising prices



Source: ONS, MSCI UK Property Annual Index, Countrywide/Hamptons, Homelet as at May 2022.

Data from the OECD show that between 1981 and 2021, residential rents grew by 4.8% per annum (p.a.) ahead of CPI inflation which averaged 3.3% p.a.¹; with commercial rents growing by 3.2% p.a. While it's worth noting that OECD data imperfectly reflect ongoing market prices, due to inclusion of other rental tenures, more appropriate shorter-term data highlight a similar relationship of rents growing in line with or ahead of CPI inflation.



¹ Source: MSCI, period covered 1981 – 2021.

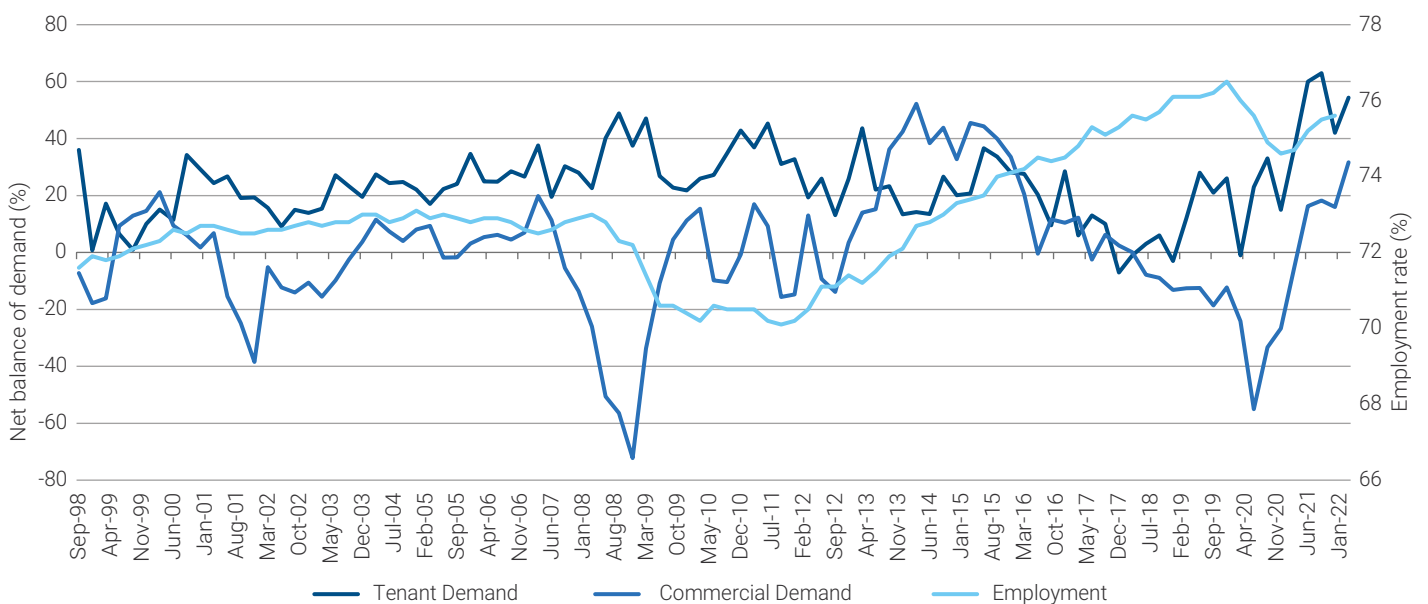


Occupier demand: remaining stable

Occupier demand in the sector is typically stable and non-cyclical relative to the wider economic cycle, driven by needs-based housing. The demand for rental housing in particular is reinforced during economic downturns where home ownership can become more constrained, as we saw during the Global Financial Crisis (GFC). This can lead to forced renting, or households spending longer than intended in rental housing, as they wait for more certainty over their finances or the wider economy.

The below chart, showing rental demand, illustrates this point. While residential rental demand diminished somewhat at the outset of the 2008 downturn, it remained positive² before recovering relatively quickly to pre-GFC levels. By contrast, commercial assets, where occupier demand is more closely linked to the economic cycle, saw greater levels of volatility.

Occupier demand and employment levels



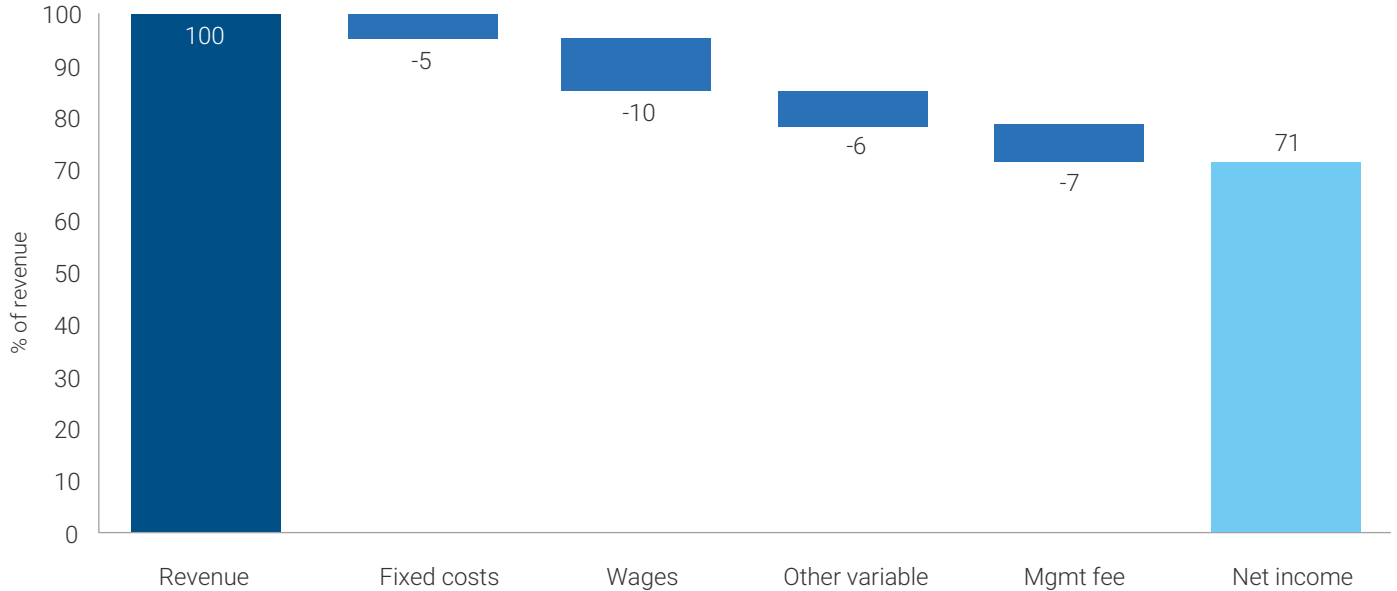
Source: RICS, ONS as at May 2022.

² Source: Any reading above 0 in the survey indicates positive demand.

Watch the wages

A key consideration for investors is the effect that increases in wages, from rising inflation, may have on operating costs and net income. This is significant, as staffing costs make up around 35% - 40% of total residential operating costs.

Residential gross to net income



Source: LGIMRA Research, market best estimates as at May 2022.



However, rental growth is intrinsically linked to wage growth. Intuitively, while the imbalance between residential demand and supply fundamentally drives rental growth, the magnitude of the growth is regulated, to some degree, by the available household incomes. We believe that potentially higher wage growth is likely to be positive for rental growth, offsetting some of the costs.

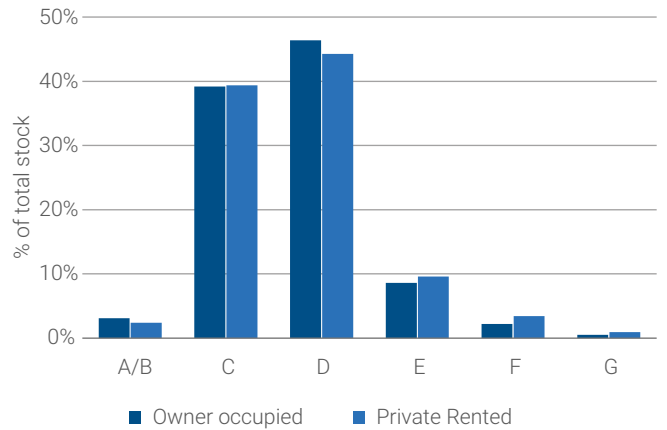
The relationship between rents and income is also evident with regards to rental affordability. Rental affordability nationally has stayed within a tight range of 32% - 34% of household income over the last decade³. The stability of the rent/income ratio suggests a degree of self-regulation, with household income playing an important role in checking the pace of achievable rents.

³ Source: ONS & Oxford Economics as at May 2022.

BtR tenants – weathering rising energy costs?

We also see BtR residents as relatively more protected from rising energy costs. In general, the stock of rental housing in England is old and not energy efficient. Government data show 58% of homes in the sector are below an EPC rating of C. The BtR sector however, being newer and developed to higher building standards, is more energy efficient. The Legal & General BtR Fund, for example, has an average EPC rating of B.

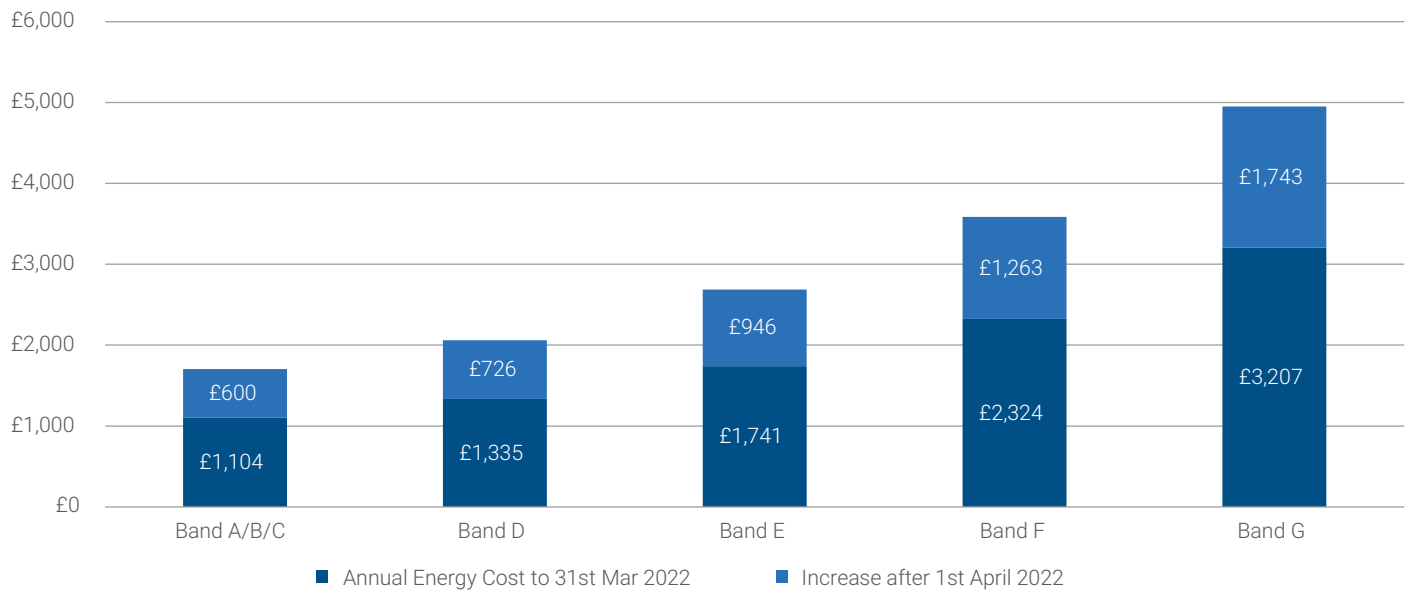
England housing stock EPC rating



Source: UK Government DLUHC English Housing Survey, 2020.

It is estimated that there is a cost saving on household energy bills ranging from £360 to £3,250, depending on the EPC rating of the home⁴. We believe that the significance of the potential savings may incentivise some occupiers to choose BtR homes over less efficient housing stock.

Estimated annual energy cost increases by EPC ratings



Source: JLL & ONS as at March 2022.

⁴ Source: JLL & ONS as at Mar 2022.



Growing pains – the challenge of sourcing materials

Rising inflation is also impacting the construction sector and the development cycle. Pandemic-related supply chain disruptions and the war in Ukraine have contributed to material prices growing by 12.4% p.a. since 2020⁵. This, coupled with structural wage price inflation in the construction sector, has led to a more challenging development environment.

With the BtR sector being heavily development led, this is likely to have some impact on performance. Some of these challenges will be reflected in direct development costs, as well as in adjustments for risk, with investors being asked to share a greater proportion of construction risks. We would expect this to result in higher development costs and longer construction periods in delivering new schemes.

However, this environment may also result in a reduction in the potential level of future residential supply and further entrench the demand and supply imbalance in UK housing. As a result, investors in the sector could see that the short- to medium-term impact on performance through the development cycle may be mitigated by upward pressure on rental growth.

Conclusion

In summary, we believe that the inflation hedging characteristics of real estate lie in the ability of the asset to benefit from strong occupier demand and grow income as a result. We see the residential sector as one of the best placed sectors within real estate to do this.

The needs-based occupier demand for housing, particularly in the UK, with its fundamental imbalance of demand and supply, allows for resilient and potentially growing occupier demand despite slowing UK growth.

⁵ Source: BEIS,ONS, London Metal Exchange as at May 2022.

Contact us

For further information about LGIM Real Assets, please visit lgim.com/realassets or email contactrealassets@lgim.com



Important information

The information is for discussion purposes only and does not constitute advice (investment, legal, tax advice or otherwise) or a recommendation to buy or sell investments. The document presents our current views and is subject to change. The content of this document should not form the basis of any investment decisions by you.

The information contained in this document (the 'Information') has been prepared by Legal & General Investment Management Limited, Legal and General Assurance (Pensions Management) Limited, LGIM Real Assets (Operator) Limited, Legal & General (Unit Trust Managers) Limited and/or their affiliates ('Legal & General', 'we' or 'us'). Such Information is the property and/or confidential information of Legal & General and may not be disclosed by you to any other person without the prior written consent of Legal & General.

No party shall have any right of action against Legal & General in relation to the accuracy or completeness of the Information, or any other written or oral information made available in connection with this publication. Any investment advice that we provide to you is based solely on the limited initial information which you have provided to us. No part of this or any other document or presentation provided by us shall be deemed to constitute 'proper advice' for the purposes of the Pensions Act 1995 (as amended). Any limited initial advice given relating to professional services will be further discussed and negotiated in order to agree formal investment guidelines which will form part of written contractual terms between the parties.

Past performance is no guarantee of future results. The value of an investment and any income taken from it is not guaranteed and can go down as well as up, you may not get back the amount you originally invested.

The Information has been produced for use by a professional investor and their advisors only. It should not be distributed without our permission.

The risks associated with each fund or investment strategy are set out in this publication, the relevant prospectus or investment management agreement (as applicable) and these should be read and understood before making any investment decisions. A copy of the relevant documentation can be obtained from your Client Relationship Manager.

Confidentiality and limitations:

Unless otherwise agreed by Legal & General in writing, the Information in this document (a) is for information purposes only and we are not soliciting any action based on it, and (b) is not a recommendation to buy or sell securities or pursue a particular investment strategy; and (c) is not investment, legal, regulatory or tax advice. Any trading or investment decisions taken by you should be based on your own analysis and judgment (and/or that of your professional advisors) and not in reliance on us or the Information. To the fullest extent permitted by law, we exclude all representations, warranties, conditions, undertakings and all other terms of any kind, implied by statute or common law, with respect to the Information including (without limitation) any representations as to the quality, suitability, accuracy or completeness of the Information.

Any projections, estimates or forecasts included in the Information (a) shall not constitute a guarantee of future events, (b) may not consider or reflect all possible future events or conditions relevant to you (for example, market disruption events); and (c) may be based on assumptions or simplifications that may not be relevant to you.

The Information is provided 'as is' and 'as available'. To the fullest extent permitted by law, Legal & General accepts no liability to you or any other recipient of the Information for any loss, damage or cost arising from, or in connection with, any use or reliance on the Information. Without limiting the generality of the foregoing, Legal & General does not accept any liability for any indirect, special or consequential loss howsoever caused and on any theory or liability, whether in contract or tort (including negligence) or otherwise, even if Legal & General has been advised of the possibility of such loss.

Third party data:

Where this document contains third party data ('Third Party Data'), we cannot guarantee the accuracy, completeness or reliability of such Third Party Data and accept no responsibility or liability whatsoever in respect of such Third Party Data.

Publication, amendments and updates:

We are under no obligation to update or amend the Information or correct any errors in the Information following the date it was delivered to you. Legal & General reserves the right to update this document and/or the Information at any time and without notice.

Although the Information contained in this document is believed to be correct as at the time of printing or publication, no assurance can be given to you that this document is complete or accurate in the light of information that may become available after its publication. The Information may not take into account any relevant events, facts or conditions that have occurred after the publication or printing of this document.

Telephone recording:

As required under applicable laws Legal & General will record all telephone and electronic communications and conversations with you that result or may result in the undertaking of transactions in financial instruments on your behalf. Such records will be kept for a period of five years (or up to seven years upon request from the Financial Conduct Authority (or such successor from time to time)) and will be provided to you upon request.

Legal & General Investment Management Limited. Registered in England and Wales No. 02091894. Registered Office: One Coleman Street, London, EC2R 5AA. Authorised and regulated by the Financial Conduct Authority, No. 119272.

Legal and General Assurance (Pensions Management) Limited. Registered in England and Wales No. 01006112. Registered Office: One Coleman Street, London, EC2R 5AA. Authorised by the Prudential Regulation Authority and regulated by the Financial Conduct Authority and the Prudential Regulation Authority, No. 202202.

LGIM Real Assets (Operator) Limited. Registered in England and Wales, No. 05522016. Registered Office: One Coleman Street, London, EC2R 5AA. Authorised and regulated by the Financial Conduct Authority, No. 447041. Please note that while LGIM Real Assets (Operator) Limited is regulated by the Financial Conduct Authority, we may conduct certain activities that are unregulated.

Legal & General (Unit Trust Managers) Limited. Registered in England and Wales No. 01009418. Registered Office: One Coleman Street, London, EC2R 5AA. Authorised and regulated by the Financial Conduct Authority, No. 119273.

D003768